



ADVENTURE THEORY

MEDIA. ART. HERITAGE.

WEDDING GUIDE



@THE.ADVENTURETHEORY

Scan me!



WRITTEN BY MITCHELL & BRENDAN PHELPS



7194258985



<https://adventuretheory.org>

HELLO, --- HELLO, HELLO!

Congratulations, you've decided to marry your person! And congratulations to me, too, because you've chosen me to join you for the ride. Words cannot describe how honored I am to be a part of your love story. I can't wait to get to know you, to capture your wedding day, and to join you for a reception boogie.

There's so much to think about between now and then, and I'm sure your heads are already spinning - making decisions about things you didn't even realize existed. So to make it a little easier, I've created this to help guide you through the whole process!

These are all the things that as a photographer I'm thinking about. I've made it as comprehensive as possible so that you spend less time worrying about the details and more time getting excited for your wedding!

Think of this as less of a rule book and more of a guide, aimed at preparing you as much as possible so that when The Big Day rolls around, you can kick back and enjoy the champagne (and the presence of all your nearest and dearest, of course).

ENGAGEMENT

session

If the thought of making lovey eyes at your fiancé in front of a camera makes you want to never be out in public again, then it's probably a good idea to book an engagement session. Not only is it an incredible way for us to have a bit of fun together without the pressure of a timeline or all your guests, but spending some time together calms the nerves, inspires confidence in front of the camera, and allows us to create beautiful keepsakes in a chilled atmosphere. Plus who doesn't love a new profile pic! We'll get to know each other better, come away from it having a better sense of how we work together, and be ready to roll for wedding day.

BONUS:

You'll have beautiful images to add to wedding invitations or save-the-date cards!



@The.adventuretheory

FANCY DRESS *shoot*

Traditionally dubbed 'Bridal Shoot,' this session is perfect for getting beautiful photos of either brides or grooms in their wedding best before (or even after!) the big day. No time pressure, no waiting guests, no stress. Just you, me, my camera, and a creative adventure. Get a good trial run for your makeup or dress or tux or shoes, pick a location you love (remember it doesn't have to be anywhere near your ceremony venue!), and I'll meet you there!



WHAT TO EXPECT

I believe it's my job to make sure that you feel calm, authentic, and engaged during a shoot with me and I will go above and beyond to ensure this is the case. I will always direct and pose you so you don't feel or look awkward in any of your photographs. I use an app called Unscripted for posing inspiration, so together we can plan out different poses that feel great for you to do (or, alternatively, we improvise and look at Unscripted when we get stuck). Either way, just know that I've got your back. We will make magic together, I promise!



As a wedding photographer, I've gone to a fair few weddings. I've seen it all - the cold feet, the wardrobe malfunction, the teary grandpa, and at least thirteen pairs of stashed stilettos in a bush. But one thing that I know for sure, is that regardless of how much planning you do, the wedding will always unfold as it's meant to. People seem to swing between being extremely excited and extremely overwhelmed as they're going through the stages of wedding planning--so if you're feeling either of those things, know that this is completely normal!



Want to plan the wedding of your dreams and keep your sanity, too?

HERE ARE SOME TIPS FROM ME TO YOU:



Tune out the noise that says you should invite people based on social obligations! This is your day, you should stay true to how you want to do it.



There is no shame in asking for help. If you need to practice asking for help in small incremental steps, start now so that you're a pro at calling in some big favours in the leadup to the wedding. And, guess what? People who love you will be thrilled to help!



Hold on tight, and enjoy the process. It'll rush by faster than you know it.



TIMELINES

Timelines make your day flow smoothly, giving your guests, staff, and vendors a general idea of when and where everything will pan out. With timelines as with weddings, there is no one-size-fits-all approach so it's super important to make a timeline that works for you. If you have a wedding planner, they'll be able to help you create something that aligns with your vision of the perfect day. But one thing to remember is that things almost always take longer than you think they will. Allow some time in between events so you have a second to breathe, kiss your partner, and drink some water. I always make sure to keep a 30 minute window of time before the ceremony without any photos to give you a chance to tame those flyaways or eat a quick bite!





Reach out when you're ready to discuss this and I'll talk you through why it's absolutely necessary! Want to just flow with the day and not worry about portraits? No problem. Let's talk about doing your fancy dress shoot on a different day.

Try to structure your timeline so that we're shooting the formal couple portraits at golden hour, just before the sun sets, with that beautiful afternoon glow all around you. There's nothing like this time of day to capture the mood and magic of the moment.

Planning your wedding day with this in mind is super helpful and makes my job a whole lot easier.





GETTING READY

Considering the right space for this part of the day is more important than most people think, which is why I recommend thinking about this early.

At once calm and chaotic, the getting ready part of the day has all of the feels crammed into a couple of nervous and tender hours. With all of the action buzzing around the bride and groom, it's easy to find yourself in a really chaotic, crowded, and cluttered space that inadvertently adds stress to the situation.



The factors that contribute to me getting good photos are also the ones that contribute to a more relaxed day for everyone.

HERE'S WHAT I'VE LEARNED WE NEED:



Natural light! *A big window is ideal when taking portraits.*



A space with an interior style that suits your own. If at home, don't forget to get rid of all of the day-to-day clutter.



Enough time (at least one hour for you and your beloved). I'll be sure to show up right as the finishing touches are being placed, then head on over to see your partner and spend some time with them too.
TIP: It would save me a lot of time if you could put the ring, the shoes, the cuff links, and the love letters aside so I can arrange them, photograph them, and swap through quickly.



While each of you are getting ready, chances are you'll be filled with nerves. **Consider writing a love letter for your soon-to-be-spouse** to read before the ceremony. It'll be a nice little keepsake, make for some incredibly emotion-filled images before the ceremony, and help build the excitement in the lead-up to the 'I-do's'.

FIRST LOOK

First looks are probably hands-down one of the sweetest new wedding traditions, shaking off old school traditions that say you shouldn't see each other until you're on opposite ends of the aisle. They kick up the romance a couple notches, allowing you two to share a private moment without your guests, and allowing me to capture some of the unfolding awe and excitement between you.

They're a really fun opportunity for all of us to put our heads together and get creative, but they're also sooo time sensitive. Planning is key to make sure that the light's right and I can be in the right spot to capture the surprise and wonder of the moment. When you're ready, let's talk about where you'll each stand, where I'll be, and how we can tee everything up so the shot is absolutely perfect.





I'm a big fan of first looks because they ease the pressure of portraits during the ceremony knowing we've got a few good ones in the bag. As soon as the ceremony's over you can loosen the tie, kick off the heels, and get silly with your friends and family.

PORTRAITS

It's guaranteed that you'll walk away from your wedding day with so many incredible memories in your pockets. What's not guaranteed is that you'll walk away from your wedding day with a portrait of yourselves that you're both absolutely in love with--unless we set some time aside for it.



So let's give ourselves at least an hour (preferably an hour of the blue or golden persuasion), in a beautiful pre-scoped locale to make some magic together. And, for the record, I'm not opposed to sneaking away for portrait time more than once throughout the day.



There'll be plenty of time for us to become friends before your big day, but if you're a little unsure about spending time in front of the camera, let me know. Most people have some reservations about it and I always do my best to get to know you so that I can give you the kind of direction that feels authentic to you. I've got lots of prompts up my sleeve for the shy and the rambunctious alike, so you'll never be left wondering what to do with yourselves.

Portraits like these allow you to create precious keepsakes, step back from the buzz, look into each other's eyes, and take a few grounding moments to yourselves.

FAMILY PORTRAITS

Depending on your own family constellation, there are any number of configurations we can photograph the wedding party in. Some with everyone in them, some with each of your immediate then extended families, and some variations of smaller and larger groups. One thing that's absolutely necessary for this part of the day is that everyone knows it's happening, everyone's on board, and there's someone (Wedding planner? Sibling? Best friend?) who knows who everyone is and can help me herd everyone in the right direction at the right time. Before the wedding we'll sit down and write down a list of every single person we'll need and where they should be at what time so we can fly through these and get everyone back to celebrating as quickly as possible!

An ideal time to do this is immediately after the ceremony, but before the couple portraits. Once the reception starts, it's hard to track everyone down (and likely we might capture hors d'orderves debris between someone's teeth).



WEDDING PARTY

If you have a fleet of bridesmaids or groomsmen (or both), it's worth getting some images of everyone with the flowers and the dresses and the ties and the cute matching outfits. Just make sure people know what's happening, and talk to the wedding planner so that they can put it in the schedule for the day - it'll help everyone know where to be and when.





CEREMONY & *reception*

I'll start by saying this: take things slow. With the kiss, with the walking, with the everything. Tell everyone else to do so, too. Resist the urge to rush through and just savour every moment! This allows me plenty of time to get the shot I need, too.



UNPLUGGED WEDDING

An unplugged wedding is not only an amazing opportunity for your guests to disconnect from their devices and to connect to the present moment but they also help me get unobscured shots of you and the rest of the ceremony. There are so many pivotal moments that happen in the blink of an eye - if someone jumps out in front of me with their iPhone while you and the love of your life have your first kiss as forever partners, chances are you'll have a big iPhone shaped blur in the foreground and I'll miss the shot.



I t's hard to ask people to keep their devices in their pockets.

And although the people you've invited undoubtedly love and respect you, it can sometimes be hard to disentangle ourselves from our technology. Set out little reminders for your guests to help nudge them in the right direction. Make some cute signs to put up, add a note to the programs, and let your celebrant know so they can remind them before the ceremony begins.

And tell them not to worry - I'm on the job of capturing some great images for everyone to take home.





LIGHTING

Whether your ceremony is indoor or outdoor, there are a few simple but effective things that can be done to make sure that all of the images sparkle as bright as your memories of your wedding day.



If outdoor,
let's consider the following:

- What time is your wedding, and what will the lighting be like at that time? Can we ensure you're both evenly lit? Will I be shooting into the sun? If we can make it so that I'm not, that'd be amazing.
- What will your background look like? Can we make it pretty? Will there be anything that could cast shadows onto your faces?
- If I have more physical space to play around with I'll be able to get a nice mix of different kinds of shots. Close ups, details, wide-angles, and various candid guests.
- Elevate the composition of your shots by having a symmetrical space. If you say your vows under an arch or between an arbour, your images will have that extra little aesthetic oomph.

If indoor,
let's consider the following:

- What kinds of windows does your venue have? Do they use natural or artificial light? Sometimes artificial light can make things look really cold or clinical, but it's possible to warm things up a bit by stringing up some warm festoon lights or candles.
- Are there any rules surrounding your place of worship (if this is where we're having the ceremony) that I should know about? If you're unsure, consult with your religious leader and ask them if they have any rules they'd like me to know about.
- Would you like me to avoid using flash?
- Do you have a preference as to how much I move around during the ceremony/reception? Would you like me to jump in the mosh or hang back?
- Different photographers have such different styles. Chances are, if you've booked me you have a feel for my vibe. I always do my best to be as emotionally aware as possible, but it never hurts to have a chat prior to the ceremony so that I'm across it all.



AFTER THE CEREMONY...

You'll probably get mobbed! Which is great and loving and so so fun, but I want to capture all of the tears and the hugs and the high-fives. So, if you can, try not to get mobbed in a tiny hallway or in front of the bathroom. Angle for a shady spot outside or a well-lit spacious room so I can be sure to capture the many happy moments in all their happy glory. If there's a flower petal throw or bubble parade or an eco-confetti moment, let me know ahead of time so I can capture you guys grinning from ear to ear behind all of the airborne fragments.

RECEPTION

+ dinner

The more I know about the layout of the venue and the kind of lighting that will be used, the better prepared I'll be to make sure all of the details line up in favour of amazing images.



From the details of where you'll be sitting and what you have in the background, to where you'll be in relation to the person giving speeches, all of this is super helpful for me to get a lay of the land and understand where to get the best shots. Will there be a sit-down dinner or will people be making their way around with snacks all night? Is it formal or more of a relaxed thing? If you're having a DJ, will they be using their own lighting? The more fairy lights and candles and non-directional lighting the better, multi-coloured disco strobes don't look good on guests or their food!

Also, most people don't like to be photographed while they're eating, so this is a good time for me to grab a quick bite too and be well-prepared for the rest of the night! It's great to put in a request with the kitchen that I get my meal first so that I can eat before speeches start!

FIRST DANCE & *sparkler exit*

Whether choreographed and theatrical, or shy and a little clumsy, the first dance is one of the most tear-jerking moments of the day. For me to capture this perfectly, ask everyone to give you two some time before flooding the dance floor - I'd love to get snaps that contrast the quiet and the chaos equally.

Ditch the cool, directional overhead lights in favour of sparklers, candles, and warm atmospheric lighting. A warm beam of light backlighting the two of you is a great addition as well.





If you're planning a sparkler exit, make sure I get the memo about this! It works best if there's a designated sparkler handler outer so that everyone's sparklers are burning bright together! If you've booked a venue that doesn't allow for a sparkler exit, you could opt for bubbles or eco confetti -- just let me know so I can ensure there's enough light available for the shot.

This is usually where my job ends, and I'll leave everyone to party on into the wee hours while I head home super excited about all of the incredible moments I've witnessed throughout the day.

PHOTO DELIVERY

It takes me six weeks to select, edit, and deliver your gallery of photos after the wedding but I'll be sure to sneak you a couple of previews within 48 hours so you can share them with family and friends while everyone's still buzzing from the big day.

When I eventually do hand over all of the images, it's always such a special moment for everyone! A few of my couples have invited friends and family over for a special viewing event--it's always amazing getting to relive that day with your nearest and dearest. Plus, any excuse to make a batch of popcorn is always welcome.

Feel free to share your images with your guests so they can share them on their own social media. But please don't forget to tag me! Not only does it help others find their way to my page, but it's always so fun for me to see which snaps everyone loves most.

Please refrain from adding filters when reposting (it goes against the rules laid out in my contract). If you want editing tweaks, please reach out.

If vendors want to use any of my images for their business pages, refer them to me and I can provide them with the gallery and photo rights.

DAY AFTER

session



If you opted out of the pre-wedding fancy dress shoot, an after-wedding session is a great way to get everyone together again and relive some of those memories (with a bonus honeymoon glow!).

Don your dresses and suits and get any photos we missed taking on the day of the ceremony without the added time pressure. Some for the albums, some for the cards, and some for the 'Gram.

WEDDING ALBUMS & PRINTS

How often do you flick back through the photos on your phone just to reminisce? If you're anything like me, it doesn't happen all that often. This is why I'm a firm believer in the photo album. A physical object, an heirloom, and a beautiful way to memorialise your special day.

I can create a selection of photos or take your lead, but I'd love to work with you in creating an album that holds a special place in your home. I've taken the time to cultivate relationships with top-notch printers who render images faithfully and never compromise on quality.

I'll design it over the course of a couple of weeks, send it to you for approval, and get it back from the printers within three weeks.



THANK YOU



I know that this has been a lot of information to digest, but please know that not all of it applies to every wedding. Sit down and have a discussion with your partner about what feels right for both of you, and don't hesitate to get me on the line if you feel like you just need a human being to talk you through all of the text.

I'm so grateful you chose us and we can't wait for your big day to roll around so we can start capturing some beautiful memories together!



LET'S RECAP

- I will always direct and pose you so you don't feel or look awkward in any of your photographs.
- Write love letters to one another to read while getting ready if you can.
- Give me the DL on lighting at the ceremony and reception.
- Don't forget to talk to your celebrant or religious leader about their preferences and my role as a photographer during the ceremony.
- Slow down, don't forget to breathe, take it all in, and have a good time.
- Provide snacks and water wherever possible.



ADVENTURE THEORY

MEDIA. ART. HERITAGE.



PRICING GUIDE

<https://adventuretheory.org>



Our Mission

Every twist and turn of your journey has brought you to this very moment. Contemplating how to seize it, considering the memories you want to immortalize as these fleeting days pass by. Perhaps you crave something tangible to hold when the chaos settles – a keepsake to share with family, grace your wall, or attach to a heartfelt love note.

Here we are, ready to embark on this creative odyssey. Devoted to encapsulating extraordinary tales, daring escapades, and the magic of your everlasting love, we consider ourselves fortunate to live out our passion day after day. Rest assured, I don't do things halfway. When you choose me, you get my wholehearted commitment – all in. Ready for the adventure, eager for the dance, and dedicated to capturing the authentic moments that matter.



ABOUT US

We Are **ADVENTURE THEORY MEDIA.**

We are a photographer/videographer duo, and we are here to tell your story. We found photography through our love of travel, and I love it for its capacity to freeze moments in time, to document love in all of its wild and wonderful forms.

The world without photography will be meaningless to us if there is no light and color, which opens up our minds and expresses passion.

Our style is a combination between photojournalism and fine-art photography with a touch of fashion and creative lighting. Our photos are inspired by light, color, techniques from black & white processing, vintage photos, creative perspective, and of course, most importantly, the personalities of the people we photograph!





MITCH

Hello everyone! I have been doing photography for 10+ years. Started out with taking pictures during my trips in college and eventually built a business from there. I have an adventure-centric style and I try to bring that to all areas of my photography. I love photo-journalism and street photography. I love this being my creative outlet and I hope you follow along on our journeys.

BRENDAN

Hey, I am Brendan. Since Mitch and I are brothers, we share a lot of the same journey and have worked together in creating Adventure Theory Media. To us, adventure is the activity and the journey is what you make it. We hope to share our Adventure Theory with all of you in hopes that you share yours with us!





WE STRIVE FOR 5 STAR SERVICE

At the heart of our mission is a commitment to delivering a five-star experience, even without the lens and frame of photography and videography. Our dedication extends beyond capturing moments through cameras; it's woven into the very fabric of our service. We understand that excellence transcends visual representation, and we pride ourselves on providing unparalleled quality in every aspect of your experience with us. From attentive communication to meticulous planning, our goal is to ensure your satisfaction reaches the pinnacle, crafting an exceptional and memorable journey without relying on the art of imagery.

adventure theory

PHOTOGRAPHY PACKAGES


There's so much more to photography than the click of the shutter. I've spent years working hard on my craft, investing in gear, and education. Your investment reflects the value of the skills I've acquired and the services I provide. I go the extra mile diving deep into your story making sure we capture your unique legacy. Exactly as you remember it.



COUPLES & ENGAGEMENTS

\$499

- 1.5 hours
- Two locations
- Two outfits
- ~ 100 retouched photos
- Online gallery
- Print release



INDIVIDUAL PORTRAIT SESSIONS

\$299

- One hour
- One location
- Two outfits
- ~ 50 retouched photos
- Online gallery
- Print release

FULL DAY WEDDING

\$2999

- Six hours
- 2 hours travel
- ~ 500 retouched photos
- Online gallery
- Print release



ELOPEMENTS

\$1249

- 2 hours shooting
- 2 hours of travel
- Bouquet
- 8 macarons
- 1 mini cake
- Champagne



VIDEO PACKAGES

For those envisioning their wedding day unfolding in cinematic brilliance, we also extend our expertise to the realm of videography. Elevate your celebration with the magic of moving images, as we skillfully capture and weave together the narrative of your special day. From heartfelt vows to joyous dances, our videography service adds an extra layer of enchantment, ensuring that every cherished moment is preserved in dynamic and timeless form.

FULL DAY WEDDING

\$1499

- Six hours
- 5-7 minute highlight video
- Can use personal songs or licensed songs for commercial use
- Can provide full length video of certain events: ceremony, reception, toasts



ELOPEMENTS

\$999

- two hours
- 5-7 minute highlight video
- Can use personal songs or licensed songs for commercial use
- Can provide full length video of certain events: ceremony, activity, speeches

EXTRAS & *add ons*

Extra hour coverage

\$300

Sometimes you need a bit more time to express yourself. Whether it's because you just don't trust the kids to give me what I need in one hour or if you simply want a little more time to make soulmate magic, booking in an extra slice of time can make a massive difference.

Second shooter

\$100/hour

As much as I wish I could be in two places at once, I haven't quite figured out how to do that yet. I try my darndest to capture everything that I can, but having a second shooter helps me make sure I catch all the most important moments in the best light.

360 video

\$249

No edited video can provide the experience like you are there in person like a 360 video can. Consider this option to share with loved ones who couldn't make it can have them feel like they can experience it in first person.



Extra digital download

\$100

For when every single photo is your favourite photo and you don't want to have to drive yourself crazy choosing your top 20, 40, or 50. Have 'em all and have more to look back to fuel those sentimental afternoons.

Extra editing time

\$100/hour

Want some photos in B&W, or wish that fly-away hair would disappear? I got you! I'm happy to spend extra time making your favorite images absolutely perfect.

x10 Album

\$999

Call me old school, but this is my favourite way to look through photos. Having albums on the shelf that you can just pull down and share with family over a cup of tea or during major turning points in life help you preserve memories for yourself and your loved ones for years to come.

Custom Floral bouquet or custom sign \$300

Elevate your wedding day or elopement with a touch of personalized elegance by entrusting me to create a bespoke bouquet tailored to your unique style and preferences. Additionally, I can craft a custom wedding signs that serve as charming, one-of-a-kind accents, ensuring your special day is adorned with distinctive beauty and meaningful details.

Creative portrait \$50/photo

Capture the essence of your most cherished moments with my AI-powered photo editing service, where I seamlessly blend technology and artistry to transform your images into truly one-of-a-kind masterpieces. Elevate your photograph and let me turn your photos into unique, visually stunning representations of your most treasured memories.

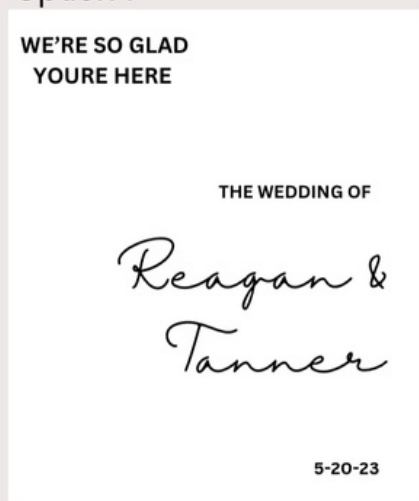
Macaroon, mini cake, and champagne \$150

Celebrate your wedding day in sweet style with my exclusive package offering delectable macarons and a delightful mini cake crafted by a local baker, and a touch of effervescence with a bottle of champagne. Elevate your joyous occasion with this curated selection of treats, ensuring that every moment is as tasteful as it is memorable.




Design Options

Option 1



Option 2




Option 3



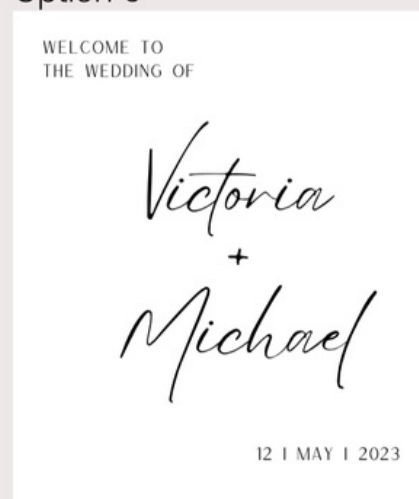
Option 4



Option 5



Option 6



Choose a design, Choose Sign color, Choose 3D Lettering Color

Only Names will be 3D

Size 18"x24"

All text and colors are fully customizable



TRAVEL

Whether it's hopping on a plane to come and meet you at the base of your favourite mountain, or jumping in a car to explore somewhere that plays a crucial part of your life story, I love a new adventure. If you'd like to scheme an adventure closer to me, I'll take the trip for free within a two hour drive. If we're going a little further afield, here are my rates:

Any destination more than 2 hours will be a **\$50/hour** travel fee.

- Lodging (Cost of AirBnb or Motel)
- Food (\$60/day)
- Flights (cost of economy flight)
- Rental car (rental car fee and gas)

FAQ's

How many images will we receive?

A typical full day wedding usually requires between 1000-1500 photos. Not all the photos are perfect so after choosing the best and must have photos I end up with no less than 500-750 photos that you will have with my personal editing style

Do you travel for photoshoots?

Yes, we currently live in Colorado Springs, CO so if your wedding is local or a destination event, we can accommodate. Please give us adequate time to prepare for travel.

What's in your camera bag?

We shoot with Sony cameras and a mix of lenses. For video we can add in the options for drone and 360 camera.

How long have you been a photographer?

We started our business in 2017 but we have been shooting for more than 14 years.

What should we wear for photos?

This depends on your event. Once you decide to book us we can coordinate all this.

Can we meet you before booking?

Of course! If you are local then would be happy to meet in person. Otherwise we are happy to meet via video or telephone call.

What if we need to raincheck or cancel?

We are generally very flexible and understand if you change your mind. In terms of refund that may be a case by case basic.

Do you give us all of the RAW files?

Generally no but if you would like them then we are happy to provide those per request.

”

“Awesome experience with ATM
to do a photo shoot for our family.
Prompt, precise, and productive.
Highly recommended!

Donna Berry



”

““Mitchell and Adventure Theory
Media traveled to Arkansas to shoot
my wedding, and let me tell you they
SLAYED. The team worked tirelessly all
day, capturing every moment I asked
for and more, in such a beautiful,
artistic manner. Talented, patient,
creative...not to mention they are the
NICEST PEOPLE EVER..”

Peyton Cournoyer



HOW TO BOOK ME

Now that you've got the lowdown, let's make this a thing!

Here's what's next:

Get a hold of me, ask me as many questions as you want, and you and I will get right into figuring out if we're made for each other the way that I think we probably are (especially if you made it all the way through this guide)!

Give me the word, say 'I do,' and I'll shoot you a contract so we can make it official. It's 50% to lock-in the date, and 50% 7 days prior to the photoshoot.

I'll shoot you a questionnaire so that I can get the creative wheels in motion as I begin to envision our shoot and the most authentic way to capture your whole true self!



*Let's make some
magic together*



WE LOOK FORWARD TO HEARING FROM YOU!

Mitchell + Brendan Phelps